



NARESUAN UNIVERSITY INTERNATIONAL STUDENT HANDBOOK 2024



Naresuan University
International Student
Handbook
2024

Table of Contents

1. General Information about Phitsanulok	1
2. Naresuan University Information	4
3. Immigration Matters for International Students.....	7
4. Traveling Information	14
5. University Facilities	17
- Dormitory	18
- Naresuan University Main Library.....	20
- Division of International Affairs and Language Development Services	22
- Center for Information Technology and Communication Services (CITCOMS) and Internet Service.....	23
- Naresuan University Hospital, Faculty of Medicine	25
- NU Dental Clinic	27
- Health Club at Faculty of Allied Health Sciences	27
- Naresuan University Fitness Gym	28
- Swimming Pool.....	29
- Transportation.....	30
1. On Campus	30
2. Going Downtown	31
- Canteens.....	32
- Banks.....	33
- CU&NU Book Center	34
- U-store @ NU	35
- Convenience Store	35
- Courier Delivery Company.....	36
6. Student ID.....	37
7. Information on Undergraduate Student.....	40
8. Information on Graduate Student	40
9. Insurance	41
10. Living Expenses	42
11. Thai Driving License	43
12. Emergency Calls	45
13. Thailand DOs and DON'Ts.....	46
14. Handy Thai Phrases.....	47
Reference	51

List of Figures

Figure 1 Wat Phra Si Rattana Mahathat	1
Figure 2 The Shrine of King Naresuan the Great	2
Figure 3 Shrine of King Naresuan	2
Figure 4 Gui Lin of the North	3
Figure 5 Khek River Rafting	3
Figure 6 Namtok Chat Trakan National Park	4
Figure 7 President of Naresuan University	5
Figure 8 Core Values (NU SIMPLE)	6
Figure 9 NU Map website	6
Figure 10 A Thai visa sticker	7
Figure 11 An entry stamp	8
Figure 12 The date of entry and the expiry date	9
Figure 14 Receipt of Residence Notification	10
Figure 15 Receipt of 90-day Notification	11
Figure 16 Location of the Phitsanulok immigration office	14
Figure 17 Free Shuttle bus	15
Figure 18 Free Airport Bus Timetable	15
Figure 19 Kwan Muang building	17
Figure 20 The surrounding of NU Dormitory	18
Figure 21 Photos of the NU dormitory	18
Figure 22 Photos of Learning Space on the 3rd floor, Learning Center Building	21
Figure 23 Photos of Health Science Library, Faculty of Medicine	21
Figure 24 Photos of Naresuan University Language Centre	23
Figure 25 Center for Information Technology and Communication Services (CITCOMS) building ..	23
Figure 26 Computer rooms and Meeting Rooms at the CITCOMS building	25
Figure 27 Photos of Naresuan University Hospital	26
Figure 28 Photos of NU Dental Clinic	27
Figure 29 Services of Health Club, at the Faculty of Allied Health Sciences	28
Figure 30 Naresuan University Fitness Gym	29
Figure 31 Swimming Pool	29
Figure 32 Free electric bus on the NU campus	30
Figure 33 NU bike	31
Figure 34 Minibus (Purple Songthaew)	31

Figure 35 NU Canteens	32
Figure 36 CU&NU Book Center	34
Figure 37 Photos of U-store on the 1st floor of the Faculty of Medical Science.....	35
Figure 38 Thailand Post Office.....	36
Figure 39 E-registrar system of Naresuan University.....	37
Figure 40 Student card request on E-registrar website.....	38
Figure 41 Kasikorn Bank (KBank) at Naresuan University branch	39
Figure 42 Living Expenses (Baht per month)	42
Figure 43 Emergency Call List.....	45
Figure i Formal NU Uniform (Information in QR Code).....	40
Figure ii Regular NU Uniform (Information in QR Code).....	40
Figure I Milestone to Master's Degree Graduation (Information in QR Code).....	40
Figure II Milestone to Doctoral Degree Graduation (Information in QR Code).....	40

List of Tables

Table 1 Tuition and Other Educational Fees.....	7
Table 2 Transportation to Phitsanulok.....	16
Table 3 Types of CITCOMS Services	24
Table 4 Banks in Naresuan University.....	33
Table 5 The Instruction of the Insurance Card	41
Table A-U: Compensation Rate for a student who got injured by accidents (Information in QR Code)...	40
Table B-U: Behavioral Penalties Criteria (Information in QR Code)	40
Table C-U: Academic Calendar for Undergraduate Level (Information in QR Code)	40
Table D-U: Occasional Tuition Fees for Undergraduate Level (Information in QR Code).....	40
Table A-G: Criteria of English Proficiency Requirement for Graduation (Information in QR Code).....	40
Table B-G: Academic Calendar for Graduate Level (Information in QR Code)	40
Table C-G: Occasional Tuition Fees for Graduate Level (Information in QR Code).....	40

1. General Information about Phitsanulok

Phitsanulok province has acquired the sobriquet "Muang Song Khwae" owing to the presence of two flowing water bodies, namely the Nan River and Kwai Noi River (Tourism Authority of Thailand, n.d.). Located in the lower northern region of Thailand, the city can be rightfully addressed as "Mueang Song Kwae," signifying a city of two rivers due to the flow of the rivers through the region.

During the reign of King Borommatrailokkanat, a new urban settlement was constructed between Mueang Song Kwae and Chainat, which was subsequently named "Phitsanulok Song Kwae". This settlement was intended to function as a capital alongside Ayutthaya and played a critical role in safeguarding economic, religious, and artistic centers against Burmese military incursions. Notably, the region features numerous historical artworks from the Ayutthaya era. Phitsanulok is renowned for being the birthplace of King Naresuan, who in the late 16th century liberated the nation from Burmese control, as well as his brother and successor King Ekathosarot (Sanphet III). (The City of Two Rivers, Phitsanulok, n.d.)

Phitsanulok, situated at 377 kilometers from Bangkok, currently holds a significant status as the commercial hub of lower northern Thailand. Furthermore, the accessibility to Phitsanulok is seamless through various modes of transportation such as air, rail, and road. The city boasts abundant historical, cultural, and natural landmarks that remain open for visitation throughout the year (The City of Two Rivers, Phitsanulok, n.d.).

Wat Phra Si Rattana Mahathat

Wat Phra Si Rattana Mahathat, commonly referred to as "Wat Yai" by the local inhabitants, is an aesthetically pleasing temple situated along the bank of the primary river. The temple's notability stems from its bronze-cast statue of Buddha, known as Phra Phuttha Chinnarat, which is widely regarded by certain Thai individuals as the most striking representation of a subduing Mara Buddha image in the nation (The City of Two Rivers, Phitsanulok, n.d.). Phra Phuttha Chinnarat has been a hallowed site since the Sukhothai period and is a prized cultural heritage of Phitsanulok.



Figure 1 Wat Phra Si Rattana Mahathat (The City of Two Rivers, Phitsanulok, n.d.)

The Shrine of King Naresuan the Great

The Shrine of King Naresuan the Great is a revered location situated in Phitsanulok, near the Wang Chan Palace, which once housed the former Phitsanulok Pittayakom school. The exterior of the shrine is reminiscent of an antique Thai pavilion, adorned in white. Upon entry, one can observe the statue of Subhanpingkarn King Naresuan the Great in a seated position, pouring water, symbolizing the liberation of Thailand from Burmese occupation, culminating in the year 1861 (The City of Two Rivers, Phitsanulok, n.d.).



Figure 2 The Shrine of King Naresuan the Great (The City of Two Rivers, Phitsanulok, n.d.)



Figure 3 Shrine of King Naresuan (Ministry of Tourism & Sports. (2021)

Noen Maprang

Noen Maprang is a diminutive administrative region located at a considerable distance of 68 kilometers from the central business district of Phitsanulok. It has recently captured the attention of tourists due to its rich variety of historical and cultural landmarks, as well as its natural wonders such as the 300-million-year-old limestone formations, verdant forests, and temperate climate, which have earned it the moniker of "Gui Lin of the North". Moreover,

visitors can witness the unhurried pace of life of the native populace, which provides an authentic glimpse into the local customs and traditions. (The City of Two Rivers, Phitsanulok, n.d.)



Figure 4 Gui Lin of the North (The City of Two Rivers, 2023)

Khek River Rafting

The activity of Khek River rafting is intended for enthusiasts of adventurous pursuits and constitutes a quintessential water-based thrill-seeker experience. The Khek River stands out as a particularly exhilarating rafting location in Thailand. Annually, during the rainy season spanning from July to October, a Khek River rafting festival is held as this period provides sufficient water volume for safe navigation of rafts without encountering dangerous rock formations (The City of Two Rivers, Phitsanulok, n.d.).



Figure 5 Khek River Rafting (The City of Two Rivers, 2023)

The Khék River, originating from the Phetchabun Mountains, courses through the Wang Thong districts, alongside the principal route numbered 12 (Phitsanulok - Lomsak), providing a rafting stretch of 8 kilometers that can be traversed in approximately 2 hours. Notably, the river features 17 rapids, among which Kaeng Yao, Kaeng Chang, and Kaeng Nangkoi stand out as the most exhilarating. Aspiring rafters seeking to undertake this adventure may secure lodging in the Wang Thong district.

Namtok Chat Trakan National Park

The Namtok Chat Trakan National Park is the designated location for the renowned Chat Trakan Waterfall, also referred to as Pakrong Waterfall. The site is situated in Pakrong village, which has arisen organically from the natural surroundings. The waterfall is comprised of seven levels, each of which bears a Thai local literature-inspired name that rhymes with the others. Notably, these levels include Sang Thong or Maliwan, Kanika, Karagafe, Yeesoonted, Kedmueang, Ruengyos, and Rojana. While every level possesses unique features, the fourth level stands out for its broad, gradual cascade. While water can be seen throughout the year, the most captivating time to visit the waterfall is during the rainy season, which is open to visitors only from November to May, as reported by The City of Two Rivers, Phitsanulok (n.d.).



Figure 6 Namtok Chat Trakan National Park (The City of Two Rivers, Phitsanulok, n.d.)

2. Naresuan University Information



Naresuan University (NU), recognized as one of the leading government universities in Thailand, prioritizes the promotion of educational opportunities and equity for all. The university is committed to fostering research, innovation, partnerships, and internationalization, and aims to establish itself as a center of innovation. Situated strategically in the Phitsanulok province at the heart of the Thai Kingdom, NU was founded as a public university in

1990, coinciding with the 400th anniversary of the start of the reign of King Naresuan the Great, a celebrated figure hailing from Phitsanulok and after whom the university is named. Boasting approximately 20,000 full-time students, NU offers a comprehensive range of programs spanning 21 faculties, colleges, institutes, schools, and demonstration schools, and is regarded as a progressive institution in Thailand. NU aspires to become a comprehensive university dedicated to the development of world-class graduates and novel knowledge with the objective of contributing valuable resources to regional and national advancement.



President's Vision for Naresuan University

Vision

"University for an Entrepreneurial Society"



Figure 7 Associate Professor Dr.Sarintip Tantanee, President of Naresuan University

Key Research Directions

1. High-Value Agriculture
2. High-Value Health and Health Service Delivery
3. Energy and Low Carbon Footprint Environment

- 4. Sustainable Tourism
- 5. Trade, Investment, and Logistics

Core Values (NU SIMPLE)

S	Systematicity
I	Innovation
M	Management by facts
P	Participatory management
L	Leadership
E	Efficiency and effectiveness



Figure 8 Core Values (NU SIMPLE)

- Naresuan University Map

คุณกำลังหาสถานที่ใน มน. อยุธยาใหม่
ให้เรานำทางคุณด้วย NU Map

"Your Navigator, NU Map"

<https://numap.nu.ac.th> <https://numap.nu.ac.th/en/>

พัฒนโดย งานระบบสารสนเทศ นอวสิริการเทคโนโลยีสารสนเทศและสื่อสาร มหาวิทยาลัยพระนคร <http://citcoms.nu.ac.th> [f @citcomsnu](https://www.facebook.com/citcomsnu) [@citcomsnu](https://twitter.com/citcomsnu)

Figure 9 NU Map website

The Center for Information Technology and Communication Services (CITCOMS) has devised a Web Application, employing the Google Maps platform, which effectively guides individual users toward their desired destination within Naresuan University. This Web Application is readily accessible through any web browser on a diverse range of smart devices and can be found at the following URL: <https://numap.nu.ac.th/en/>.

- **Tuition and Other Educational Fees**

The tuition fee structure of Naresuan University is categorized into tuition and university fees, both of which are mandatory payments to be made by students in Thai Baht at the commencement of each semester. The complete breakdown of the tuition and university fees is presented as follows:

Table 1 Tuition and Other Educational Fees

Fees	Expenses		
	Bachelor's Degree (4 yrs.)	Master's Degree (2 yrs.)	Doctoral Degree (3 yrs.)
Tuition Fee	120,000 - 400,000 Baht	80,000 – 306,400 Baht	150,000 – 600,000 Baht
International Student Fee	60,000 Baht	30,000 Baht	45,000 Baht
University Fee	8,800 Baht	4,400 Baht	6,600 Baht

*34.10 Baht = 1 USD (as of May 2023)

3. Immigration Matters for International Students

1. Visa

A visa can only be obtained outside of Thailand from a Royal Thai Embassy or Consulate. The Embassy or Consulate will typically issue a visa sticker (Figure 10) in your passport, and this allows you to enter the Kingdom legally under specific conditions.



Figure 10 A Thai visa sticker

1.1 Non-Immigrant ED Visa

All foreign students who are enrolled at Naresuan University located in Phitsanulok, Thailand, are obligated to hold a Non-Immigrant Education Visa or Non-ED Visa, which strictly prohibits them from engaging in any form of employment within the Thai jurisdiction. Upon being accepted into Naresuan University, international students will be furnished with a set of authenticated documents including an Acceptance Letter, Visa Request Letter (in Thai), and NU President Verification Letter, which must be submitted to the nearest Royal Thai Embassy or Consulate in conjunction with their visa application form. The Non-ED visa application fee varies depending on the country of issuance, with a charge of 2,000 Baht (single-entry) and 5,000 Baht (multiple-entry) or its equivalent. For further information regarding visa application procedures and relevant details, applicants are encouraged to visit <https://www.mfa.go.th/en/index> or <https://thaiembassy.org/> to locate their nearest Royal Thai Embassy or Consulate.

1.2 Number of Entry

Upon arrival at the airport, the immigration officer will affix an entry stamp (as depicted in figure 11) onto the passport of the traveler. It is imperative to exercise due diligence by verifying the visa type and expiration date imprinted on the entry stamp during subsequent passages through the immigration counter, to avoid the issuance of a 30-day visa exemption in lieu of the correct stamp. In the event of any discrepancies observed in the visa type and/or expiration date, prompt rectification must be sought at the same immigration counter.



Figure 11 An entry stamp

The Non-ED Visa offers two options for entry: single-entry and multiple-entry. The appropriate selection of either entry type depends on the frequency of travel outside of Thailand during the visa's duration. Upon arrival, the entry stamp denotes both the date of entry and the expiry date, which serves as an indication for the visa holder to obtain a visa extension for a single-entry visa or to depart the country for a multiple-entry visa. This process is illustrated in Figure 12.




Figure 12 The date of entry and the expiry date

2. Residence Notification (TM. 30)

It is mandatory for individuals arriving in Phitsanulok to register their address with the local immigration office within 24 hours of arrival. If an individual resides on campus, the Division of Student Affairs will complete this registration on their behalf through the immigration website.

For those living off campus, there are two methods of reporting their address. The first involves registering in person at the Phitsanulok Immigration Office, where both the individual and their landlord must provide several documents, including a completed application form (TM 30), copies of passport pages, a signed copy of the landlord's ID card, a signed copy of the property title deed, a signed copy of the rental agreement/contract, and a Power of Attorney Letter (with a 10 Baht tax stamp) if reporting on behalf of the landlord. Upon completion of the registration process, individuals will receive a Receipt of Notification that will be stapled in their passport.

ใบรับการแจ้งคนต่างด้าวเข้าพักอาศัย
RECEIPT OF NOTIFICATION

ข้าพเจ้า _____ ตำแหน่ง _____
I _____ TITLE _____

ได้รับการแจ้งบุคคลต่างด้าวเข้าพักอาศัยของ _____ สัญชาติ _____
HAVE RECEIVED NOTIFICATION OF ALIENS ADDRESS FROM _____ NATIONALITY _____

ซึ่งได้รับแจ้งการเข้าพักอาศัยของ _____ รวม _____ คน
WHO NOTIFY THEIR RESIDENCE WHERE ALIENS HAVE STAYED _____ TOTAL _____ PERSONS

ไว้แล้วเมื่อวันที่ _____ เดือน **12 JUL 2022** พ.ศ. _____ เวลา _____
ON (DATE) _____ MONTH _____ YEAR _____ HOURS _____

เลขที่ _____ ม. _____ ต. _____ ลงชื่อ _____ อ. _____ จ. พิษณุโลก อ. _____ ต. _____
No. _____ M. _____ T. _____ SIGNATURE _____ IMMIGRATION OFFICER

Figure 13 Receipt of Residence Notification

Alternatively, individuals can register online through the immigration's address registration portal at <https://extranet.immigration.go.th/fn24online/>; however, only landlords can complete this registration process. Failure to report an address within 24 hours of arrival or keep an address registration up to date may result in a denial of services at the Immigration Office. Additionally, landlords may face a fine of up to 8,000 Baht for not registering an individual's address.

3. 90-Day Reporting (TM. 47)

In compliance with immigration regulations, international students possessing a single-entry visa or extension of stay are obligated to adhere to a mandatory 90-day reporting requirement at the Immigration Office. This responsibility falls solely on the students to file their own reports, while those with multiple-entry visas are exempted from reporting but are expected to exit Thailand every 90 days instead. In cases where new international students acquire a new single-entry visa, their initial 90-day reporting will be conducted automatically upon the first extension of stay application at the Immigration Office, however, subsequent reports will require students to file their own reports. The 90-day reporting process is available in two formats:

1) In person

Upon exiting and re-entering Thailand, the due date for the subsequent 90-day reporting will be reset accordingly. The 90-day reporting can be fulfilled in person at Phitsanulok Immigration Office from 15 days before the due date to 7 days after the due date. Students will receive a Receipt of Notification (Figure 15) which will be affixed to their passport indicating their next 90-day reporting due date. It is important to bring the passport with up-to-date address registration and the 90-day reporting Receipt of Notification to the Immigration Office for the reporting process.

Figure 14 Receipt of 90-day Notification

2) Online

Individuals can complete self-reporting procedures through an online platform commencing 15 days prior to the prescribed deadline until the actual due date. To access the platform, it is recommended to utilize the Internet Explorer web browser and navigate to the following website:

<https://extranet.immigration.go.th/fn90online/online/tm47/TM47Action.do> .

If this link is not functional, individuals are advised to visit the official website of the Immigration Bureau of Thailand, <https://www.immigration.go.th/> , and select the option located on the left-hand sidebar labeled "Apply for Notification of Staying in the Kingdom Over 90 Days."

Note: In accordance with legal requirements, failure to promptly report to the Immigration Office may result in a financial penalty of either 2,000 Baht or 5,000 Baht if an individual is taken into custody. Responsibility for reporting to the appropriate authorities lies with the individual. It should be noted that NU assumes no responsibility or liability for any expenses arising from the individual's noncompliance with this regulation.

4. Re-Entry Permit (TM. 8)

In compliance with Thai immigration regulations, international students with a single-entry visa or extension of stay are required to request a re-entry permit at the Immigration Office prior to departing from Thailand. The duration of validity of the re-entry permit will be contingent upon the expiration date of the student's single-entry visa or extension of stay. Therefore, it is advisable to complete the extension of stay process before applying for a re-entry permit. Students who hold multiple-entry visas are exempt from the requirement of obtaining a re-entry permit to depart Thailand. It is important to note that noncompliance with this regulation will render the student's single-entry visa or

extension of stay null and void upon their departure. As a result, the student will be granted a 30-day visa exemption stamp upon their return to Thailand and will be required to apply for a new non-ED Visa.

The Thai immigration authority offers two distinct categories of re-entry permits for foreign nationals who intend to depart and re-enter the country within the validity period of their visa or stay extension. The first category is a single re-entry permit, which is applicable for those who plan to leave Thailand only once during the validity period. If such individuals require another departure from Thailand, they must apply for a new re-entry permit, and a fee of 1,000 Baht shall apply. The second category is a multiple re-entry permit, which allows foreign nationals to depart and re-enter Thailand multiple times within the validity period of their visa or stay extension. The fee for this permit is 3,800 Baht. To obtain either permit, applicants must submit a completed and signed T.M. 8 application form, signed photocopies of their passport's main page, current visa or extension of stay, last entry stamp, departure card (T.M. 6), and up-to-date address registration, along with a recent passport-size photograph (measuring 2 inches by 4x6 cm). Furthermore, applicants must pay the respective application fee of 1,000 Baht for a single re-entry permit or 3,800 Baht for a multiple re-entry permit.

5. Passport - In accordance with passport regulations, there are specific procedures to be followed in the event of acquiring a new passport or the loss or theft of a passport.

6.1 New Passport

In the case of obtaining a new passport, one must transfer the extension of stay stamps from the old passport to the new one. This process requires the submission of a Transfer Form, current address registration, and copies of pertinent passport pages and documentation, such as the last extension of stay and entry stamp, as well as a T.M.6 Departure Card.

6.2 Lost or Stolen Passport

Conversely, if a passport is lost or stolen, several actions must be taken, including reporting the incident to local law enforcement and obtaining a police report, notifying the embassy, and contacting the Immigration Office, and Division of International Affairs and Language Division (DIALD). Additionally, the extension of stay stamp(s) must be transferred to the new passport through the submission of a Transfer Form, current address registration, and copies of necessary documents, such as the front page of the new passport, front page of the old passport (if available), last extension of stay (if available), last entry stamp (if available), and TM.6 Departure Card (if available).

6. Immigration Fees and Fines

- Overstay fine: 500 Baht per day, maximum 20,000 Baht with deported and banned from re-entering Thailand if overstayed more than 90 days
- Extension of stay fee: 1,900 Baht
- Late 90-day reporting fine: 2,000 Baht or 5,000 Baht if get arrested

- Late address registration penalty:
You: Denied any services at Immigration Office
Your landlord: 8,000 Baht
- Re-entry permit fee:
Single re-entry: 1,000 Baht
Multiple re-entry: 3,800 Baht

7. Immigration Checklist

8.1 Pre-arrival:

- Apply for a Non-ED visa

8.2 On arrival:

- 1) Receive Arrival/Departure Card or TM.6 Card and keep in the passport at all times
- 2) Receive the entry stamp and double-check if stamped correctly

8.3 During the study period:

- 1) Do address registration
- 2) Do 90-day reporting
- 3) Apply for an extension of stay (Notify DIALD at least 2 weeks before expiry date)
- 4) Do address registration updated
- 5) Apply for a re-entry permit before going abroad
- 6) Notify DIALD at least 2 weeks before the last day of studying to cancel the

visa

Required forms can be downloaded at

https://www.diald.nu.ac.th/eng/online_service_overseas_student.php

8. Phitsanulok Immigration Office

539 Moo 5, Huaro Sub-district, Muang District, Phitsanulok Province 65000

Website: <https://phitsanulok.immigration.go.th/en/front-page-english/>

Contact the immigration office

Email: phitsanulok.imm5@gmail.com

Facebook: <https://www.facebook.com/immphitsanulok? rdc=1& rdr>



Figure 15 Location of the Phitsanulok immigration office

4. Traveling Information

- The airport shuttle bus between Bangkok Suvarnabhumi Airport (BKK) and Don Mueang Airport (DMK)

Bangkok, the capital city of Thailand, is served by two airports, namely Suvarnabhumi Airport (BKK) and Don Mueang Airport (DMK). There exist multiple modes of transportation to commute between these two airports; however, the least expensive method is to avail the complimentary shuttle bus facility. The shuttle bus is equipped with a luggage storage area and operates on a first-come, first-served basis, thereby rendering pre-booking unnecessary.

From Suvarnabhumi Airport (BKK) to Don Mueang Airport (DMK)

The shuttle bus service providing transportation from Suvarnabhumi Airport (BKK) to Don Mueang Airport (DMK) is clearly indicated within the arrival hall of the former. Prominently displayed signage directing travelers to the "Airport Shuttle Bus" guides them towards the bus station. The shuttle bus embarkation point is situated on the 2nd floor of the arrival hall, adjacent to gate No.3. To gain access to the shuttle bus, passengers must present their passport and provide evidence of their travel, such as an e-ticket or boarding pass for a connecting flight at Don Mueang airport on the same or following day. Following a check of their flight details by the staff, passengers will receive a hand stamp as proof of their eligibility to board the shuttle bus. The shuttle bus will transport passengers to the departures section of Don Mueang Airport, situated on the 4th floor, gate No.5.



Figure 16 Free Shuttle bus (Monaworld, 2022)

From Don Mueang Airport (DMK) to Suvarnabhumi Airport (BKK)

The shuttle bus service plying the route from Don Muang airport to Suvarnabhumi airport is conveniently accessible, as it can be readily located by following the directional signage marked "Airport Shuttle Bus". The shuttle terminal is situated on the exterior of the terminal building, specifically on the first floor. Upon boarding the shuttle, it will transport passengers to the 4th floor of the Suvarnabhumi airport, where the departure hall is situated.

Airport Shuttle Bus Timetable
Don Mueang Airport - Suvarnabhumi Airport
 廊曼国际机场-素万那普国际机场的巴士时刻表

เที่ยวบินที่ Trip No.	เวลาออก Departure Time	เที่ยวบินที่ Trip No.	เวลาออก Departure Time	เที่ยวบินที่ Trip No.	เวลาออก Departure Time
1	5:00	20	10:36	39	17:24
2	5:30	21	10:48	40	17:36
3	6:00	22	11:00	41	17:48
4	6:30	23	11:30	42	18:00
5	7:00	24	12:00	43	18:12
6	7:30	25	12:30	44	18:24
7	8:00	26	13:00	45	18:36
8	8:12	27	13:30	46	18:48
9	8:24	28	14:00	47	19:00
10	8:36	29	14:30	48	19:30
11	8:48	30	15:00	49	20:00
12	9:00	31	15:30	50	20:30
13	9:12	32	16:00	51	21:00
14	9:24	33	16:12	52	21:30
15	9:36	34	16:24	53	22:00
16	9:48	35	16:36	54	22:30
17	10:00	36	16:48	55	23:00
18	10:12	37	17:00	56	23:30
19	10:24	38	17:12	57	24:00

Figure 17 Free Airport Bus Timetable (Train36, n.d.)

Traveling to Phitsanulok

Table 2 Transportation to Phitsanulok

Transportation	Detail
<p style="text-align: center;">By Planes</p> <p>Planes depart from Don Mueang Airport (DMK) to Phitsanulok Airport (PHS)</p>	<p>The following airlines, namely Nok Air, Air Asia, and Thai Lion Air, can be contacted for transportation purposes.</p> <ol style="list-style-type: none"> 1. Nok Air: http://www.nokair.com 2. Air Asia: https://www.airasia.com/th/th 3. Thai Lion Air: https://www.lionairthai.com/th <p>The estimated travel time of transportation is 45-50 minutes, accompanied by a fare of approximately 2,000 Baht for a round-trip. Upon reaching the destination airport, a taxi ride to the university is expected to take approximately 20-30 minutes, with an approximate cost ranging from 150 - 200 Baht.</p>
<p style="text-align: center;">By Bus</p> <p>Buses depart from Bangkok's Northern Bus Terminal (Mo Chit 2) to Phitsanulok daily</p>	<p>Two transportation companies, namely Phitsanulok Yan Yon Tour (contactable via the call center number: 02 269 6999) and Cherdchai Tour (contactable via telephone numbers: 061 023 9292, 084 982 7410), offer transportation services from an unspecified origin to the Phitsanulok Bus Terminal (No.2), which serves as the primary destination. The duration of the journey is approximately 5-6 hours, with an estimated cost of 300-500 Baht. Upon request, passengers may be dropped off in front of Naresuan University by the bus assistant. Furthermore, it is feasible to hail a taxi from Phitsanulok Bus Terminal (No.2) to reach the university campus, a trip that would take around 20-30 minutes and cost approximately 150-200 Baht.</p>
<p style="text-align: center;">By Train</p>	<p>The Krung Thep Aphiwat Central Terminal, also referred to as Bang Sue Grand Station, serves as the primary departure and arrival point for long-distance train journeys within Thailand. A direct train service from this terminal to Phitsanulok, covering a distance of 342 kilometers, typically takes between 5 to 7 hours. Phitsanulok is situated along the Northern train line, which operates 5 train services each day between Bangkok and Chiang Mai. The fares for these services range from 178 Baht to 1,350 Baht, depending on the train type and seating class. The available train services include Rapid, Express, and Special Express, which offer a range of seating options ranging from third-class fan seats to luxurious first-class sleeper. Tickets for train journeys can be easily procured from train stations located throughout the country or booked in advance from</p>

Transportation	Detail
	authorized ticket agencies. Furthermore, bookings can also be made through the telephone booking service at 1690, which is available 24 hours a day, at least 5 days before the intended travel date.
By Car/Van	To travel from Bangkok to Phitsanulok Province, one may take Highway No.1 to Wang Noi and subsequently continue along Highway No.32 through Ayutthaya, Ang Thong, and Sing Buri Provinces before taking Highway No.117. The total distance covered on this route is approximately 337 kilometers, and it can be completed within a time frame of around 5-6 hours. Private transportation options such as cars or vans may incur a cost ranging from 3,500 to 6,000 Baht for a round trip. Alternatively, one may opt to follow a route through Sing Buri Province and transition to Highway No.11 towards Takfa, then turn onto Highway No.12 en route to Phitsanulok Province via Wang Thong District, which would cover a total distance of approximately 450 kilometers.

5. University Facilities



Figure 18 Kwan Muang building

- Dormitory

The university residential complex, known as NU Dorm, provides fully furnished accommodation to its occupants, replete with amenities like air conditioning, electric fans, desks, wardrobes, lamps, bathroom facilities, water heaters, and clotheslines. Additionally, the dormitory provides several services including access to reading rooms, wireless internet, household services, pharmaceutical assistance, ambulance services, and common areas. International students are guaranteed accommodation and are expected to comply with the regulations stipulated in the NU Dormitory Rules and Regulations document accessible through the provided hyperlink. [NU Dormitory Rules and Regulations](#)



Figure 19 The surrounding of NU Dormitory




Figure 20 Photos of the NU dormitory

Table 3 Naresuan University Dormitory Fee

Room Type		*Rent fee (Baht) Per academic year (June – May)	Other fees
Two students per room	Room equipped with fan	27,600	The electricity fee for NU Dormitory is 5 Baht per unit per month and does not include the cost of water. Additionally, students are required to pay for dormitory liability insurance amounting to 1,000 Baht and a key deposit of 100 Baht upon arrival. The total deposit of 1,100 Baht is intended to cover damage insurance and the cost of the room key, and will be refunded upon graduation provided that the Dormitory Office is notified at least 1 month prior to the said event. Failure to do so will result in forfeiture of the deposit.
	Room equipped with air- conditioner	31,200	
Four students per room	Room equipped with fan	13,800	
	Room equipped with air- conditioner	15,600	
* Rent fee is subject to change in the future.			

- Naresuan University Main Library

It services 4 sites;



Sangthian Building

It can facilitate 950 seats.



Learning Center Building

The 6-storey building can house 1,369 seats.



Health Science Library

It is situated on the 2nd floor of His Majesty the King's 7th Cycle Birthday Anniversary Building, Faculty of Medicine and can cater to 463 service seats.



Science and Technology Library

It can be found on the 1st floor of the central building, Faculty of Engineering and can accommodate 168 service seats.

Service Hours: Monday - Friday, 08:30 a.m. - 08:30 p.m.

Saturday - Sunday, 09:30 a.m. - 05:30 p.m.

During the midterm and final exam period, there will be an extension of service hours until 00.30 a.m. Additionally, the Informal Reading Area (IRA) will be accessible on a 24-hour basis throughout the year, spanning the 2nd - 6th floors of the Learning Center building.

Website: <http://www.lib.nu.ac.th/web/>

Services:

Online Service

- Document Delivery Service
- Inter-Library Loan
- NU Digital Repository
- Online Databases
- Online Renewal
- Reservable Study Rooms
- Suggest New Books
- VDO Online

Service Information

- Borrowing Privileges
- eForm for Library Users
- Library Fine Charges
- Library Map and Floor Plans
- Library Activity Calendar
- Library Hours
- Library Member
- Library Rules and Regulations
- Library Quick Services



Figure 21 Photos of Learning Space on the 3rd floor, Learning Center Building



Figure 22 Photos of Health Science Library, Faculty of Medicine

- Division of International Affairs and Language Development Services

The Division of International Affairs and Language Development (DIALD) is comprised of three sub-offices that perform distinct functions. The first sub-office, the **Office of Global Engagement**, is responsible for managing various international initiatives such as international scholarships, overseas exchange programs, memorandum of understanding/agreement, international conferences, international guests, and memberships with international organizations. The second sub-office, **the Office of International Services**, oversees facilitating visa processing for Thai and international students and staff, providing recommendation letters, sharing international news, and managing international documentation. Lastly, **the Office of Language Development and Testing** offers diverse language training courses, writing clinics, conversational activities, self-access centers, and English proficiency assessments.

Location: 5th floor, CITCOMS building
Working hours: Monday-Friday 08:30 a.m.- 04:30 p.m.
Website: <https://www.diald.nu.ac.th/eng/>

Naresuan University Language Centre

The Writing Clinic and Let's Talk initiatives serve to cater to the needs of students seeking guidance and assistance from proficient English speakers. These provisions encompass services such as the grammatical appraisal of written material, refinement of English presentation skills, and enhancement of conversational dexterity. Additionally, the Cambridge English Placement Test (CEPT) will be administered monthly and interested candidates can apply online at the outset of each month via the DIALD website.

Location: 4th floor, CITCOMS building
Working hour: Monday-Friday 08:30 a.m. - 04:30 p.m.
Website: <https://www.diald.nu.ac.th/eng/>





Figure 23 Photos of Naresuan University Language Centre

- Center for Information Technology and Communication Services (CITCOMS) and Internet Service



Figure 24 Center for Information Technology and Communication Services (CITCOMS) building

The Center for Information Technology and Communication Services (CITCOMS) primarily offers computer network upkeep to the users of NU. This encompasses consultation services on computer applications, IT training, and resolution of internet-related matters. Additionally, the center offers ancillary services such as break-up room services, computer-assisted learning rooms, and mini meeting rooms to facilitate group activities of a small nature.

High-Speed Internet Service Associated with NU Accounts

- Over 2,000 Wi-Fi spots across campus
- Connect via SSID: @NU-WiFi, WiFi NU and @NU-WiFi-5G (only for 5G devices)

- Get internet access outside the campus by simply accessing “eduroam” (where applicable)

Working through Cloud Application with NU e-Mail system

The potential for communication, learning, and work extends beyond temporal and spatial constraints through the utilization of top-tier Cloud Services such as Microsoft 365 and Google Workspace for Education, which boast universal device compatibility.

Table 3 Types of CITCOMS Services

Types of Service	Microsoft 365	Google Workspace for Education
Applications for Documentation	- Online Microsoft Office - Copyrighted Office Desktop: available for 10 devices; 5 PCs for personal use and other 5 portable devices reserved for each enrolled student.	Online Documentation by Google Docs, Google Sheets, Google Slides
Appointment and Timetable	Calendar	Calendar
Online Meeting/ Video Call	Microsoft Teams: it allows a maximum of 1,000 attendees.	Google Meet: it allows a maximum of 100 attendees.
VDO hosting service	Microsoft Stream: VDO can be created individually, including access right assigning	YouTube: VDO can be created individually.
Website/e-Portfolio	SharePoint and Sway	Google Site
Online Learning/Meeting	Microsoft Teams	Google Classroom

Software License

The latest version of the Microsoft Windows operating system and Microsoft Office are available for free download to all users affiliated with NU.

Courses for IT Training

Educational programs are offered to all members of the university community with the objective of enhancing their proficiencies in computer and information technology.

Service Hours: Monday – Friday 08:30 a.m. – 09:30 p.m.
Saturday – Sunday 08:30 a.m. – 04:30 p.m.
Closed on national holidays.

Website: <https://citcoms.nu.ac.th>

Facebook: <https://www.facebook.com/citcomsnu>

Line Official: @CITCOMSNU

YouTube: <https://www.youtube.com/CITCOMSNaresuanUniversity>



Figure 25 Computer rooms and Meeting Rooms at the CITCOMS building

- Naresuan University Hospital, Faculty of Medicine

The Naresuan University Hospital, situated adjacent to Gate 2 of the university, offers comprehensive medical services to students and residents in the vicinity. Thai students are entitled to avail themselves of these services by furnishing their student identification card to the medical officer, without incurring any expenses. However, international students must participate in the NU medical plan and make the requisite payments before completing the registration process. Scholarship students' insurance plans cover their health fees.

The hospital can accommodate a total of 472 beds, including 362 beds for in-patient treatment, 40 beds for intensive care, and 70 beds for other purposes. Additionally, the hospital houses seven exceptional centers specializing in various medical domains, such as the Heart Center, Hematology Research Center, Cancer Center, Corneal Transplantation Center, Renal Center, Infertility Center, and Naresuan Cleft and Craniofacial Center. These centers provide top-notch services and state-of-the-art facilities to patients seeking specialized medical treatment.




Figure 26 Photos of Naresuan University Hospital

- NU Dental Clinic

Location: Dental Hospital, the Faculty of Dentistry

Service Hours:

Monday - Friday 08:30 a.m. - 08:00 p.m.

Saturday - Sunday 09:00 a.m. - 4:00 p.m.

Closed on national holidays

Please click this link for [Dental Service Rate of Dental Hospital](#)



Figure 27 Photos of NU Dental Clinic

- Health Club at Faculty of Allied Health Sciences

Location: 1st Floor, Tharabumbad (Hydrotherapy) Building

Service Hours: Monday - Friday, 08:30 a.m. - 08:30 p.m.

Facebook: <https://www.facebook.com/healthclubmornor/>

Type of Service:

- Fitness/Sauna/Steam
- Physical Therapy Clinic
- Hydrotherapy Pool
- Water Treadmill

***Charge: For Naresuan University Student/ Staff**

- Fitness costs 60 Baht/time.
- Sauna and Steam cost 60 Baht/time.
- Fitness, Sauna, and Steam cost 100 Baht/time.

For Non-NU member

- Fitness costs 70 Baht/time.
- Sauna and Steam cost 70 Baht/time.
- Fitness, Sauna, and Steam cost 130 Baht/time.

**Fee is subject to change in the future.*

	Fitness	Sauna and Steam	Fitness, Sauna, and Steam
NU Student/Staff	60 Baht/time	60 Baht/time	100 Baht/time
Non-NU member	70 Baht/time	70 Baht/time	130 Baht/time



Figure 28 Services of Health Club, at the Faculty of Allied Health Sciences


- Naresuan University Fitness Gym

Location: 1st Floor, the indoor sport building

Service Hours: Monday to Friday, 10:00 a.m. - 9:00 p.m.

Charge*: 10 THB for NU student (please show your student card when receiving the service)

**Fee is subject to change in the future.*






Figure 29 Naresuan University Fitness Gym

- Swimming Pool

Service Hours: Mon-Fri 4:30 - 7:30 p.m.




Figure 30 Swimming Pool

*Remark:

1. It is required to wear a swimsuit along with a cap when utilizing the swimming facilities.
2. It is expected that the student card be presented on each occasion when availing oneself of the services provided.

- Transportation

1. On Campus

Free electric bus on campus: The university offers a complimentary electric bus service to students, denoted by color-coded routes, the red and yellow routes.

Red route: The red route operates between 7:40 a.m. and 6:25 p.m. and traverses several faculties, including NU Dormitory, Faculty of Engineering, Faculty of Agriculture, Natural Resources & Environment, CITCOMS Building, Praptraichak Building, Faculty of Humanities, NU Hospital, Faculty of Pharmaceutical Sciences, QS Building, NUIC, and Faculty of Science (Mathematics).

Yellow route: The yellow operates from 7:30 a.m. to 6:30 p.m. and travels to different faculties, including NU Dormitory, Faculty of Science (Chemistry), Ekatosarot Building, QS Building, NUIC, Faculty of Pharmaceutical Sciences, NU Hospital, Gate 6, Faculty of Humanities, Faculty of BEC, CITCOMS Building, Faculty of Agriculture, Natural Resources & Environment, and Faculty of Engineering.



Figure 31 Free electric bus on the NU campus

Free bikes: Adjacent to the residential facilities of the university, a facility is provided for the utilization of bicycles. It is mandatory for individuals to present their student identification card to the designated personnel before availing themselves of this amenity.



Figure 32 NU bike

2. Going Downtown

How to Go Downtown

To travel to downtown Phitsanulok, there are two main transportation options available. Firstly, a purple songthaew minibus (route No.12) can be utilized which operates daily from 06:30 a.m. to 08:30 p.m. and charges a fare ranging from 20 to 35 Baht. The minibus station is conveniently located near the NU dormitory and offers two distinct routes; the blue route, which includes stops at various locations such as Phitsanulok railway station, Big C supercenter, NU Secondary Demonstration School, Rojanawit Malabiang School, Buddhachinaraj Hospital, Lotus's supermarket (Thathong branch), old bus terminal (Terminal 1), and new bus terminal (Terminal 2), before returning to Naresuan University. Another route is red route which includes stops at various locations such as Central Plaza Phitsanulok (shopping store), Wat - Yai temple, Phitsanulok railway station, old bus terminal (Terminal 1), and new bus terminal (Terminal 2), then return to Naresuan University. Secondly, taxis are also available for travel, and their fares are fixed at 40 Baht for the first two kilometers and increment by 10 Baht per kilometer thereafter. The Phitsanulok Taxi service can be contacted at 055-338888, whereas the Kingdom Tour Taxi service can be reached at 055-222222.



Figure 33 Minibus (Purple Songthaew)

- Canteens

The NU Square, conveniently located in front of the NU dormitory, offers provisions of sustenance and refreshment. Additionally, each faculty building within the university also houses its own canteen. More specifically, the NU Canteen, which operates from Monday to Friday between the hours of 07:30 a.m. and 03:00 p.m., can be found adjacent to the Naresuan University International College (NUIC).




Figure 34 NU Canteens

- Banks

Table 4 Banks in Naresuan University

No.	Bank's Name	Location	ATM Machines
1.	Bangkok Bank 	The ground floor of NU Hospital	- In front of Bangkok Bank - Ground floor of QS Building
2.	Krungthai Bank 	Opposite Kwan Muang Building	- In front of Krungthai Bank - In front of the Parking Area - Ground floor of QS Building - In front of 7-11 (Gate 4 and Gate 5) - In front of Kero Beauty Shop - Near Coffee Space NU
3.	Krungsri Ayudhaya Bank 	The ground floor of the Faculty of pharmaceutical sciences	- In front of Krungsri Ayudhaya Bank - Ground floor of QS Building - In front of the Food Court - In front of the Parking Area - In front of Tesco Lotus Express (Gate 4) - In front of 7-11 (Gate 4)
4.	Kasikorn Thai Bank 	Next to NU Square	- In front of Kasikorn Thai Bank - Ground floor of QS Building - In front of 7-11 (Gate 5 and Gate 6)

- CU&NU Book Center

Location: 1st floor, NUIC Building

Service hours:

Monday - Friday 08:30 a.m. - 06:00 p.m.

Saturday - Sunday 09:00 a.m. - 03.00 p.m.

Closed on national holidays




Figure 35 CU&NU Book Center

- U-store @ NU

Location: 1st floor, Faculty of Medical Science (Opposite to QS Building)

Service hours: Monday - Friday 08:30 a.m. - 5:30 p.m.

Saturday 08:30 a.m. - 04:00 p.m.

Tel: 065-524-3912



Figure 36 Photos of U-store on the 1st floor of the Faculty of Medical Science

- Convenience Store

The campus features a diverse range of commercial establishments, including convenience stores, department stores, and restaurants, both within and outside its premises. Among the convenience stores present are 7-11 outlets located on the ground floor of NU Square, Faculty of Medical Science, Business Economics and Communications Building (BEC), as well as outside the campus. Another establishment, Top Mart, can be found in front of NU Square, on the ground floor of NU Hospital, and outside the campus.

- Courier Delivery Company

1. Thailand Post is a logistics enterprise owned by the government that is situated at the Plaopirat building, with operating hours from 8:30 a.m. to 4:30 p.m. on weekdays, Monday to Friday.

2. Flash Express is a privately-owned local logistics company, situated in proximity to Krung Thai Bank, across from NU dormitory, with office hours extending from 8:30 a.m. to 5:00 p.m.




Figure 37 Thailand Post Office

6. Student ID

The NU Student Identity (ID) card serves as a means of authenticating various personal identity attributes of a student. As a mandatory requirement for all NU enrollees, possession of the student ID card facilitates identification, building entry, NU Library and NU Dorm access, and university transactions, including borrowing books from NU Library. The procedure for obtaining or renewing a student ID card is outlined below.


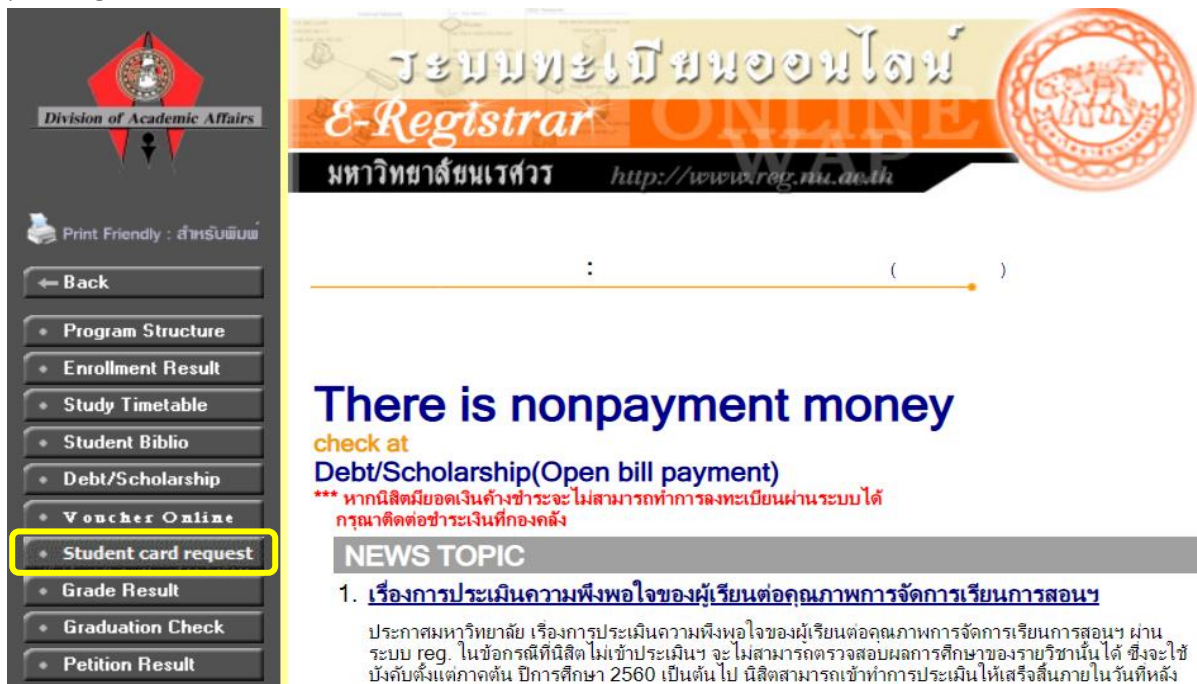


Figure 38 E-Registrar system of Naresuan University

1. The first step to accessing the online portal is to navigate to www.reg.nu.ac.th and select the Login option. Following this, the user is required to provide their student ID and password for authentication purposes.

2. Once successfully logged in, the user can proceed to select the tab labelled "Student card request." Here, a printable version of the NU2 Form, which serves as a request form for the student card, will be displayed. The user can proceed to select the appropriate option that aligns with their needs by ticking the corresponding checkbox symbolized by , before

printing out the form.



Division of Academic Affairs

Print Friendly : สำหรับพิมพ์

← Back

- Program Structure
- Enrollment Result
- Study Timetable
- Student Biblio
- Debt/Scholarship
- Voucher Online
- **Student card request**
- Grade Result
- Graduation Check
- Petition Result

ระบบทะเบียนออนไลน์
E-Registrar ONLINE

มหาวิทยาลัยขอนแก่น <http://www.reg.nu.ac.th>

There is nonpayment money
check at
Debt/Scholarship(Open bill payment)
*** หากนิสิตมียอดเงินค้างชำระจะไม่สามารถทำการลงทะเบียนผ่านระบบได้
กรุณาติดต่อชำระเงินที่กองคลัง

NEWS TOPIC

1. **เรื่องการประเมินความพึงพอใจของผู้เรียนต่อคุณภาพการจัดการเรียนการสอนฯ**
ประกาศมหาวิทยาลัย เรื่องการประเมินความพึงพอใจของผู้เรียนต่อคุณภาพการจัดการเรียนการสอนฯ ผ่านระบบ reg. ในกรณีที่นิสิตไม่เข้าประเมินฯ จะไม่สามารถตรวจสอบผลการศึกษาของรายวิชานั้นได้ ซึ่งจะใช้บังคับตั้งแต่ภาคต้น ปีการศึกษา 2560 เป็นต้นไป นิสิตสามารถเข้าทำการประเมินให้เสร็จสิ้นภายในวันทีหลัง

Figure 39 Student card request on E-registrar website

3. To complete the application process, kindly furnish the form and your passport to the Naresuan University branch of Kasikorn Bank (KBank), which is located near NU Square. It is advised that you wear appropriate attire, such as university uniform or smart casual outfit, for the purpose of capturing a respectful portrait on your card.



Figure 40 Kasikorn Bank (KBank) at Naresuan University branch

7. Information on Undergraduate Student

This section presents essential information that undergraduate students should consider and adhere to. It encompasses NU Regulations on the educational system for the bachelor's degree program, the graduation process, the academic excellence award, the English proficiency requirement for graduation, the student welfare fund, the student's discipline, the NU undergraduate uniform, the academic calendar, occasional tuition fees, and relevant academic forms. Further information is accessible via the provided hyperlink.



[Information on Undergraduate Student](#)

**Rules and Regulations are subject to changes in the future.*

8. Information on Graduate Student

This segment will furnish significant information regarding the necessary considerations and guidelines that graduate students must adhere to. It encompasses protocols and directives pertaining to postgraduate studies, the requirement for English proficiency for obtaining a degree, the process of achieving milestones towards graduation, the academic calendar, periodic tuition fees for graduate programs, as well as associated academic documentation. For additional information, kindly follow the link provided.



[Information on Graduate Student](#)

**Rules and Regulations are subject to change in the future.*

9. Insurance

The university has arranged for medical insurance to be provided to all international scholarship students to ensure their well-being while studying at the university. However, non-scholarship students are required to procure their own insurance coverage, although the university may arrange for group insurance if there are enough clients. Any additional expenses not covered by the insurance policy are the responsibility of the individual student. It is important for students to thoroughly review the policy issued by the private insurance company to understand the extent of their health coverage.

It should be noted that if a student receives medical services at Naresuan University Hospital, they will be required to pay for the medical expenses upfront. However, reimbursement can be obtained by submitting relevant documents to the Division of International Affairs and Language Development within 180 days of receiving the medical services.

How to use the insurance card:

You must show the medical insurance card to any designated hospital and study the details carefully.

Table 5 The Instruction of the Insurance Card

Items	IPD	OPD
Pitsanuvej Hospital	No payment*	No advance payment *
Bangkok Hospital Phitsanulok	No payment*	No advance payment *
Phitsanulok Hospital	No payment*	No advance payment *
NU Hospital	No payment*	Pay in advance from 1st October 2021 and submit the documents below to DIALD within 180 days: 1) Original receipt (s) 2) Original medical certificate (s) with clarifications of treatment (s) and the disease (s) 3) A copy of your bank account 4) A copy of your Insurance Card

Medical insurance does not cover the following treatments:

- (1) Any sickness that existed before arrival to Thailand
- (2) Dental treatment

- (3) Glasses, cosmetic or plastic surgery, beauty treatment
- (4) Brain disease, mental illness
- (5) Any medical treatment related to or resulting from pregnancy and/or childbirth
- (6) Immunization, or routine medical examinations and vaccinations
- (7) Medical treatment for illness or injury caused by willful misconduct
- (8) Suicide or self-inflicted injury, while sane or insane

10. Living Expenses

In comparison to Bangkok, the province of Phitsanulok presents a lower cost of living. The approximate daily expenditure for necessities is estimated to be around 300 Baht. The following catalogue outlines the projected living expenses in the vicinity of our academic institution.

- Housing: 2,500 - 3,500 Baht (off-campus dorm)
- Electricity and water supply: 1,000 - 1,500 Baht
- Meals: 300 - 500 Baht/day
- Transportation: 70 Baht (cost of round-trip bus tickets from the university to the City Centre)
- Books and suppliers: 2,000 Baht/semester

These figures differ according to one's lifestyle.

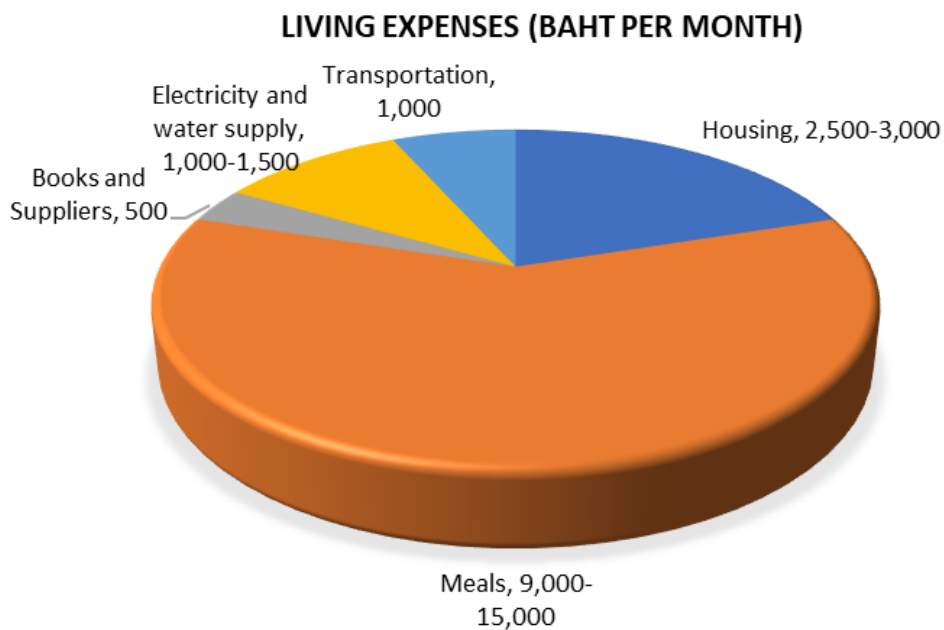


Figure 41 Living Expenses (Baht per month)

11. Thai Driving License

How to get a new Thai driving license (Smart Card)



For Foreign Students

An instructional guide on the acquisition of a new Thai driving license (Smart Card) for foreign students is provided below. The eligibility criterion requires the student to be 18 years of age or older and to present the following documentation:

- (1) a duly signed copy of the passport containing valid information on the bearer, covering the Non-Immigrant "ED" page and the page indicating the latest visa expiry date,
- (2) a medical certificate obtained from a hospital or clinic, issued no earlier than one month prior to application,
- (3) a residence certificate, obtainable from Phitsanulok Immigration Office, which necessitates the provision of two passport-sized photos, a copy of the passport, a copy of the receipt of notification of TM30, and a completed application form for a residence certificate in Thailand, and
- (4) a student recommendation letter from NU. The fee for cars and motorcycles is 205 Baht and 105 Baht, respectively.

It is important to note that the original passport must be presented as proof of evidence, and every page of the copy must be signed.

Procedures

1. Book a queue via the DLT Smart Queue application (It can be downloaded from both the App Store and Play Store). Bring your confirmed booking (print or capture the screen) as evidence to show it to the transportation office staff on the appointment date.

Day 1:

Morning, take a 5-hour driver's license training session.

Afternoon, take a fitness test such as a color vision test (green, yellow, red), wide eyesight test, deep vision test, and foot sensitivity.

Day 2:

Morning, take the written test. Once you pass the test, you can book a driving test (The test in English version is available for foreigners; there are 50 questions in the test, and you must answer 45 of them correctly)

Afternoon, take an outdoor driving test with different controls/positions of the car: i.e., driving forward, driving backward, sidewalk parking, including reversing the car into the parking lot.

2. Pay the license fee, take a photo, and pick up the license.

Useful links

[Click here for the VDO clip on "How to get a driving license in Thailand".](#)

[Click here for the VDO clip on Driving Training in Thailand](#)

For further information, please contact the Department of Land Transport in Thailand at Tel. +662 271 8888. <https://www.dlt.go.th/th>

Remark

If a foreign individual possesses a valid international or local driving license under the 1949 convention, it is necessary for said license to be translated into Thai and authenticated by the embassy. The following documents are required for the application process:

1. a signed copy of the passport including details of the bearer, coverage of the Non-Immigrant "ED" page, and the page indicating the latest visa expiry date;
2. signed copies of the work permit for every page;
3. a medical certificate obtained no earlier than one month prior to application from a hospital or clinic;
4. a student recommendation letter from NU;
5. a residence certificate obtainable at the Phitsanulok Immigration Office, requiring two passport-sized photos, a copy of the passport, a copy of the TM30 notification receipt, and a completed application form for the residence certificate in Thailand;
6. and signed copies of a valid international driving license (1949 convention) or local driving license.

The fees are 205 Baht for cars and 105 Baht for motorcycles, and original documents must be provided as evidence.

Procedures

1. Book a queue via the DLT Smart Queue application (It can be downloaded from both the App Store and Play Store). Bring your confirmed booking (print or capture the screen) as evidence to show it to the transportation office staff on the appointment date.
2. Pay the license fee, take a photo, and pick up the license.

An application should be submitted to:

Phitsanulok Land Transport Office

Tel. +665 530 1082 Ext. 17

Office hours: Monday - Friday, 8:30 - 12:00 a.m., 01:00 - 04:30 p.m.

12. Emergency Calls

Emergency contact by the Division of Student Affairs	Tel: 0869369977
NU Hospital	Tel: 055-965666
General Medical Emergency	Tel: 1669
Police Emergency	Tel: 191
Tourist Police Department	Tel: 1155



Figure 42 Emergency Call List

13. Thailand DOs and DON'Ts

Most social indiscretions will be forgiven without you even realizing it. Thais know that foreign visitors have their own customs and different ways of doing things, but if you are aware of some of the DOs and DON'Ts, you will earn respect from your Thai hosts. Most importantly of all, be particularly careful about respecting Buddhism and the Thai Royal Family.

Thailand DOs

- Respect all Buddha images. Buddha images are held sacred and sacrilegious acts are punishable by imprisonment even if committed by foreign visitors.
- Dress properly when visiting a temple.
- Take off your shoes before entering a temple, somebody's house, or even some shops.
- Treat monks with the highest respect.
- Eat with a spoon. Use the fork to load food onto the spoon.
- Bend your body slightly when passing between or in front of elderly people.
- Try and learn a few basic phrases in Thai, like 'hello' and 'thank you'.
- Make sure you have proper travel and health insurance.

Thailand DON'Ts

- Don't show disrespect towards the Thai Royal Family.
- Don't cross your legs when you are in the presence of a monk. This applies whether you are sitting on the floor or in a chair.
- Don't touch a Thai woman without consent. Despite the image portrayed in some bars and clubs, most Thai women are conservative.
- Don't be overly affectionate in public. As with many things, Thais know that behavior in the West is different to Thailand, so you won't be chased out of town for holding hands with your partner but resist the temptation to do so inside temple grounds.
- Don't sunbathe nude. This is offensive to most Thai people although nobody is likely to say anything to you if you do so.
- Don't touch a Thai person's head or ruffle their hair. Apologize if you accidentally touch somebody's head. There are exceptions to this standard of behavior; for example, it does not apply to lovers in the privacy of their room. Thai people will also sometimes pat a child on the head, but as a Westerner, it is best not to do this to any child to prevent any embarrassment.
- Don't place your feet on the table while sitting, don't point to anything with your feet, and don't touch anybody with your feet.
- Don't raise your voice or lose your temper; try and be calm.
- Don't be offended by questions about age, marital status, or what you do for a living. These are subjects that will often come up in the small talk. Of course, you don't have to answer (especially the question about age).
- Don't overstay your visa.

14. Handy Thai Phrases

- **Basic greeting**

Hello = Sawasdii (Sa-wat-di)

How are you? = Sabaidii mai? (Sa-bye-di my [*mai*]?)

I'm fine = Sabaidii (Sa-bye-di)

I'm not well = Mai sabaii (my coy sa-bye)

I come from (America) =

Pom (male) / maa jaak (amerika) (Pum ma jock a-mer-ri-ga)

Chan (female) maa jaak (amerika) (Chun ma jock a-mer-ri-ga)

England = Ung-grit

Canada = Can-na-da

Germany = Jer-man [jer-man-ni]

Africa = Af-free-ga

France = Fa-lung-said

China = Jin

Thank you = Khop kun (cop coon)

Sorry = Kho thort (Kaw-tort)

No problem = Mai bpenrai (my [*mai*] ben rye [*rai*])

Goodbye = La gon (la' gone)

Can you speak English? = Kun pood paasaa anggrit dai mai?

(Koon put pasa ung-grit dai mai?)

What is your name? = Kun chuu arai? (koon chu-a a-rai [krap]-[ka])

My name is ___ =

Pom (male) chu-a ___.

Chun (female) chu-a ___.

- **Basic Questions**

Where? = Tiinai? (T-nye)

What? = Arai? (A-rye [*rai*])

When? = Mu-a rye [*rai*]?

How? = Yang ngai? (Young gnai?)

Why? = Tum mai? (Tom mai?)

- **Basic Thai phrases for addressing people**

I (female) = Chun

I (male) = Pom

You = Kun (Coon)

He/She/They = Kao (Kow)

Female/Male (junior) = Nong

Female/Male (senior) = 'P'

- **Basic Thai phrases for directions**

Speak slowly = Puut chaa chaa noi, (Caw hye put cha -cha noi dye[dai] my[mai]
(M)/crop (F)/ka

Do you use the meter?

= Chai meter mai (Be sure taxi drivers use the meter in Bangkok!) (Tac-see knee chai
me-ther mai?)

Nearby = Glai glai (Gleye-gleye)

Go straight = Dtrong bpai (throwng bye)

Go left = Leo sai

Go right = Leo kwaa (Leo-qua)

Stop = Yut (Yoot)

Airport = Sa-nam bin

Sa-nam bin u T neye?

Go to the airport = Bpai sa-nam bin

Station = Sa-ta-nii

Bus = Rot may (rowt may)

Sa-ta-nii (rowt may) u T neye?

Skytrain = Rodfai faa (rowt-fye faa)

Sa-ta-nii (rowt-fye faa) u T neye?

Subway = Rodfai dtaai din (rowt-fye thigh den)

Sa-ta-nii (rowt-fye thigh din) u T neye?

Bus stop = Bpaai rot may (bye-rowt-may)

Airplane = Kruang bin

Van = Rot dtuu (rowt dtuu)

Car = Rot (rowt)

Taxi = Tac-see

Bicycle = Jakgrayaan (jock-gi-yon)

Motorcycle = Motersai (mo-tow-sai)

Boat = Ru-a

- **Basic Thai phrases for shopping**

How much? = Taorai (Towel-rai)

Very expensive = Paang mak

Can you reduce the price?

= Lod noi dai mai (lowt noi dai mai)?

I want this one = Ao an nii (owl un-knee)[caw un-knee]

- **Basic Thai numbers**

1 = Nung

2 = Song

3 = Sam

4 = See

5 = Haa
 6 = Hok
 7 = Jet
 8 = Bpeet (bat)
 9 = Gaa (gowel)
 10 = Sip
 20 = Yii sip
 21 = Yii sip et
 22 = Yee sip song
 30 = Sam sip
 100 = Nueng rooi (nueng roy)
 1,000 = Nueng pan (nueng pun)

- **Basic Thai phrases for restaurants or cafes**

Restaurant = Raan aahaan (Ron-a-hanh)
 Café = Raan gaafae
 That looks good = un-knee do na kin
 That smells good = un-knee hom di
 That tastes good = a-roy
 That tastes delicious = a-roy mak
 Can I have some more = caw ik noi dye mai?
 Excuse me = Kho thort (kawl tort)
 Bathroom = Hongnaam (hong-nom)
 Where is the bathroom(toilet/restroom)?
 (Hong-nom) U-T-neye?
 What is this? = Annii a-ria (un-ni a-rai)
 Hungry = Hiu (Hue)
 Vegan = Gin jay (kin a-han- J)
 I am vegetarian. Chun/Pum ton a-han- J
 Can I see a vegetarian menu? = Caw men-u a-han- J?
 Water = Naam
 Beer = Beer
 Chicken = Gai
 Rice = Kaa (Kowel)
 Cold = Yen
 Hot = Rone (lawn)
 No ice = Mai aow nam khang (mai owl nam kang)
 No sugar = Mai owl nam tan
 1 more please = Khor iik nung (Kaw eek nung.....)
 I like spicy = Chun/Pum chawp pet (chawb pet)
 Not spicy = Mai pet

- **Basic Thai phrases for an emergency**

It hurts (that hurts) = Jep

That hurts a little = Jep nit noy

It hurts a lot = Jep mak

Where is the police station? = Sa-taa-nii dtam-roo-it u- T- nai?

Where is the hospital? = (Rong-pa-yaa-baan u T nai?)

Call an ambulance = (Riak rawt pa-ya-bahn)

I'm lost = Long tahng (cawl-tort, da wa chum/pum long tan)

Help = (Choo-ay du-ay)

Reference

- Center for Information Technology and Communication Services (CITCOMS). (2023). *กองบริการเทคโนโลยีสารสนเทศและการสื่อสาร (CITCOMS) ยินดีต้อนรับนักศึกษาใหม่ สู่มหาวิทยาลัยการสื่อสารไร้ขีดจำกัด*.
- International Student Handbook AY2021*. (2021). International Affairs Centre (IAC), Prince of Songkla University, Phuket Campus. <https://www.phuket.psu.ac.th/wp-content/uploads/2021/06/International-Student-Handbook-AY2021-1-QR-code-210617MB.pdf>
- Ministry of Tourism & Sports. (2021). *Thailand Tourism Directory - Digital Tourism*. Thailandtourismdirectory.go.th. <https://thailandtourismdirectory.go.th/en/attraction/2655>
- Monaworld. (2022, December 23). *Free Shuttle Bus between Bangkok Airports Suvarnabhumi (BKK) and Don Mueang (DMK)*. THAIest – Your Best Thailand Travel Blog, Useful Tips & Tricks! <https://thaiest.com/blog/shuttle-bus-between-bangkok-airports-suvarnabhumi-don-mueang>
- The City of Two Rivers, Phitsanulok*. (n.d.). www.scb.co.th; The Siam Commercial Bank. <https://www.scb.co.th/en/personal-banking/stories/travel-phitsanulok.html>
- Tourism Authority of Thailand. (n.d.). *Phitsanulok*. Wwww.tourismthailand.org. <https://www.tourismthailand.org/Destinations/Provinces/Phitsanulok/112>
- Train36. (n.d.). *Train from Suvarnabhumi Airport to Don Muang Airport*. Train36.com. <https://www.train36.com/train-from-suvarnabhumi-airport-to-don-muang.html>



PUBLISHED ON JUNE 1st, 2024

